

# Sayılarla Garanti BBVA

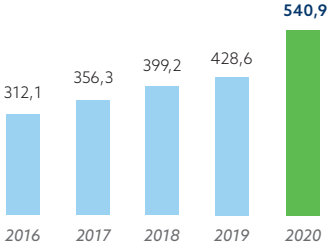
	2016	2017	2018	2019	2020
 <b>ŞUBE</b>	971	948	936	914	894
 <b>POS TERMİNALİ**</b>	635.865	670.259	669.435	651.860	684.896
 <b>ATM</b>	4.825	5.003	5.258	5.260	5.309
 <b>TOPLAM MÜŞTERİ SAYISI</b>	14.615.584	15.143.274	16.378.165	17.639.895	18.779.492
 <b>MOBİL BANKACILIK MÜŞTERİ SAYISI*</b>	3.683.684	5.087.521	6.460.538	7.731.683	9.074.914
 <b>DİJİTAL BANKACILIK MÜŞTERİ SAYISI*</b>	4.879.155	5.957.966	7.174.066	8.352.034	9.571.289
 <b>ÇALIŞAN SAYISI</b>	19.689	18.851	18.338	18.784	18.656
 <b>BANKA KARTI</b>	8.930.780	9.796.696	10.885.643	12.309.813	14.156.702
 <b>KREDİ KARTLARI</b>	9.792.199	10.213.151	10.141.008	10.131.725	10.308.368

\* 3 ayda en az 1 kez giriş yapan aktif müşteri sayısını ifade etmektedir.

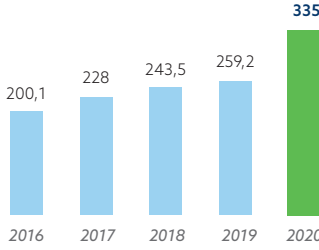
\*\* Ortak kullanılan POS adedi dahil tutarı ifade etmektedir.

**AKTİFLER**

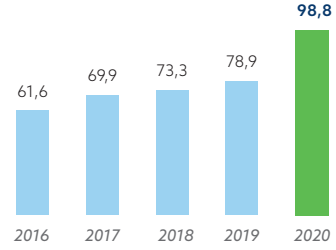
(Milyar TL)

**CANLI NAKDİ KREDİLERİ**

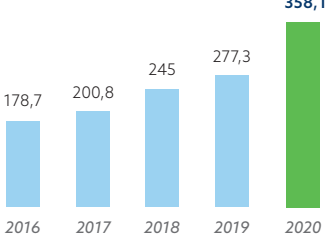
(Milyar TL)

**TÜKETİCİ KREDİLERİ\*\*\***

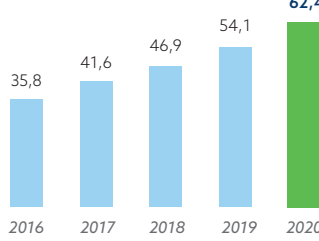
(Milyar TL)

**MEVDUAT**

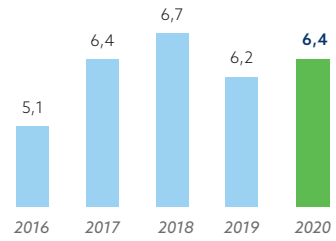
(Milyar TL)

**ÖZKAYNAKLAR**

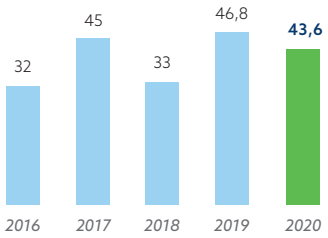
(Milyar TL)

**NET KÂR**

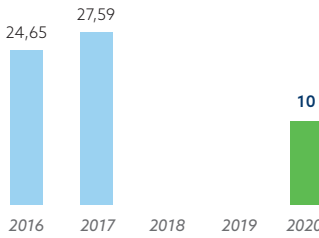
(Milyar TL)

**PIYASA DEĞERİ**

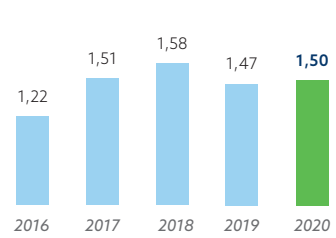
(Milyar TL)

**TEMETTÜ ÖDEME ORANI**

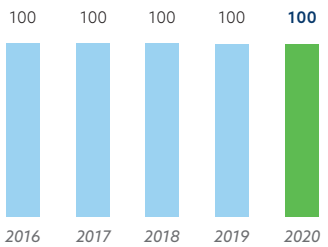
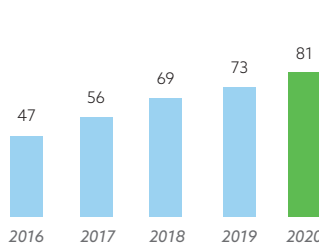
(%)

**HİSSE BAŞINA KÂR**

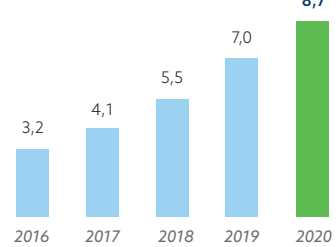
(TL)

**ELEKTRİK ÜRETİMİ KREDİ  
PORTFÖYÜNDE  
YENİLENEBİLİR ENERJİ PAYI**

(Yeni proje finansmanı tahahhütlerinde, %)

**ÇEVRESEL VE SOSYAL  
ETKİ DEĞERLENDİRME  
SİSTEMİNE TABİ TUTULAN  
PROJE SAYISI (Kümülatif)\*\*\*\*****KADIN GİRİŞİMCİLERE  
KULLANDIRILAN  
KREDİ TUTARI**

(Kümülatif, Milyar TL)



\*\*\* Bireysel kredi kartları dahil.

\*\*\*\* Rakamlara, (i) ÇSEDS kapsamına girmeyen fakat gönüllü olarak değerlendirilen, (ii) finansal değerlendirme süreci devam eden ve (iii) değerlendirmesi tamamlanan fakat finanse edilmeyen projeler de dahildir.

Not: Aralık 2020 BDDK Konsolide finansalları dikkate alınmıştır